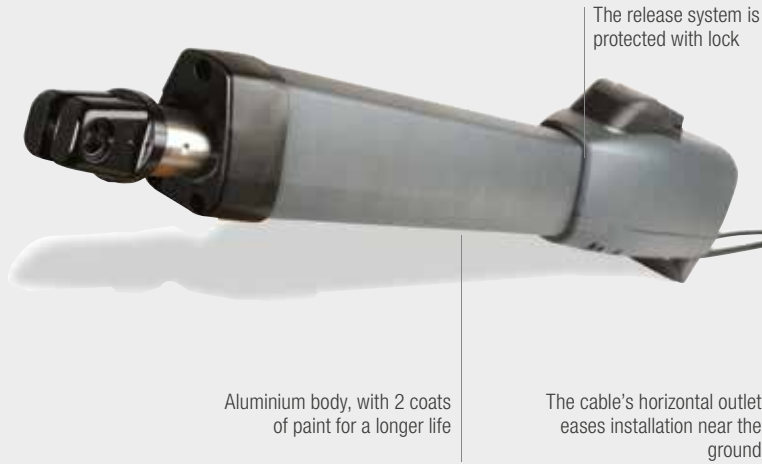


use PROcoder to get maximum safety




MOTOR FOR SWING GATES

- Available versions: 230V and 24V
- Leaves up to 4 m
- The 24V model is standard equipped with ENV function (Virtual Encoder) - **PATENTED**
- G-WAY system in 24V version (with Brain 15 Control Board) or in 230 V version (with Brain 17 Control Board)
- **PROcoder** safety system (with Brain 15 AND Brain 17 Control Board)
- Release through a user friendly accessory lever and customised key
- Sturdy inner kinematic mechanism made of a bronze crown and steel worm-screw
- Opening and closing slow down available in both versions
- Electric limit switches version (no need of opening and closing slow down)
- Horizontal output cables (installation closed to floor)
- Double painting layer.

Code	Name	Version	Voltage	Leaf max. length	Use
6170116	Mistral 300	Non-reversible	230V	3 m.	Condominium
6170117	Mistral 300 LS	Non-reversible / limit-switches	230V	3 m.	Condominium
6170120	Mistral 400	Non-reversible	230V	4 m.	Condominium
6170121	Mistral 400 LS	Non-reversible / limit-switches	230V	4 m.	Condominium
6170118	Mistral 324	Non-reversible	24V	3 m.	Condominium
6170178	Mistral T324 ENV	Non-reversible	24V	3 m.	Residential
6170122	Mistral 424	Non-reversible	24V	4 m.	Condominium

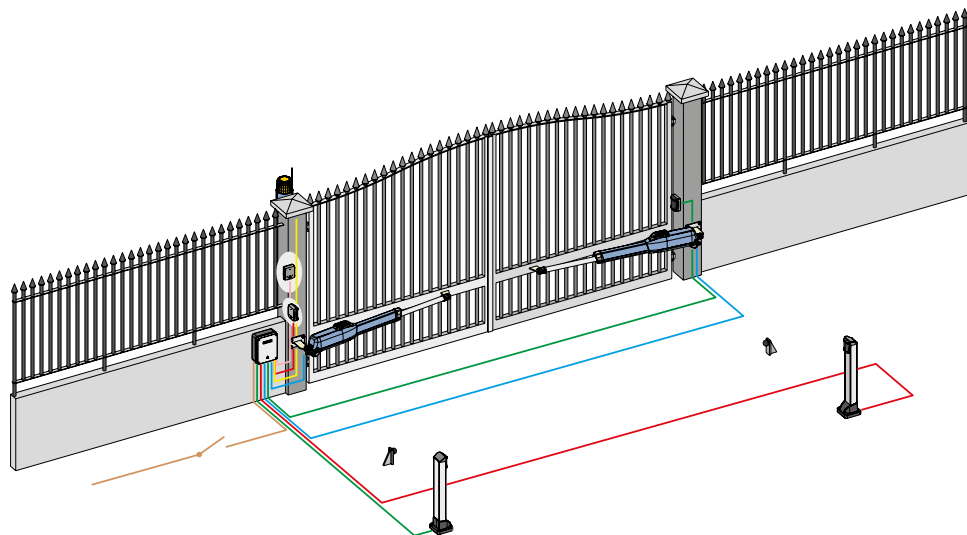
OPERATOR DIMENSIONS



Technical Specifications	300	300 LS	400	400 LS	324	T324 ENV	424
Power supply (V)	230				230		
Electric motor (V)	230				24		
Nominal power (W)	300				70	35	70
Current (A)	1.3				3		
Thermal Protection (°C)	140				-		
Thrust capacitor (µF)	8	8	8	8	-		
Thrust (daN)	300	300	300	300	280	150	280
Travel (mm)	300		400		300		400
Max. speed (cm/sec)	1.6				2.1		1.6
Frequency of use at 20 °C	S3 - 30%	S3 - 35%	S3 - 30%	S3 - 35%	continuous		
Operating ambient temperature (°C)	-20 +55	-20 +55		-20 +55			
Protection class	IP54						
Weight (kg)	7.8		8		7.8	7.5	8

N.B.

Over 2.5 m, an electric lock is essential to ensure leaf blocking.
In 400 models, with leaves over 3 m, an electric lock is essential to ensure leaf blocking.



- Line3x1,5 mm²
- Motor*4x1,5 mm²
- Flashing lamp2x1,5 mm²
- Selector2x0,5 mm²
- TX photocells2x0,5 mm²
- RX photocells4x0,5 mm²

* For 24Vdc motors, use 2x2.5 mm² cables - max. distance between motor and control unit 10m, provide a cable for encoder of 3x0.5 mm²

TYPICAL INSTALLATION EXAMPLE

Q.ty	Material description	Part number
2	MISTRAL 300 Motors	6170116
1	Electronic Control Board BRAIN 592	JA592
1	RC 433 one-channel receiver	6100110
1	Electronic Control Board Enclosure	JA320
1	Four-Channel Transmitter ECHO TX4 RC	6100334
1	230V GUARD Flashing Lamp	6100052
1	VEGA Photocells	6100147
1	QUICK 1 key-operated selector for outdoor use	JA31101-15

Material to add in order to get the configuration as per Wiring Diagram

Q.ty	Material description	Code
1	Pair of ORION photocells	JA310
2	Column for photocell	JA325
2	Foundation plate for column	JA328

ACCESSORIES



PLATE
Kit of 6 fixing plates.
110x70x5 mm.

Code **58P0199**



BRACKET
Kit of 6 front brackets h. 77 mm.

Code **58P0511**



BRACKET
Kit of 6 rear brackets h. 160 mm.

Code **6100253**



PROcoder*

Code **6100335**



BATTERY KIT
With recharging board.
Only for 24V models

Code **6100144**

CONTROL BOARDS

Brain 17	Page 70
Brain 592	Page 70
Brain 15	Page 71

*To be used with Brain 15 or Brain 17 electronic control boards.